


Name _____

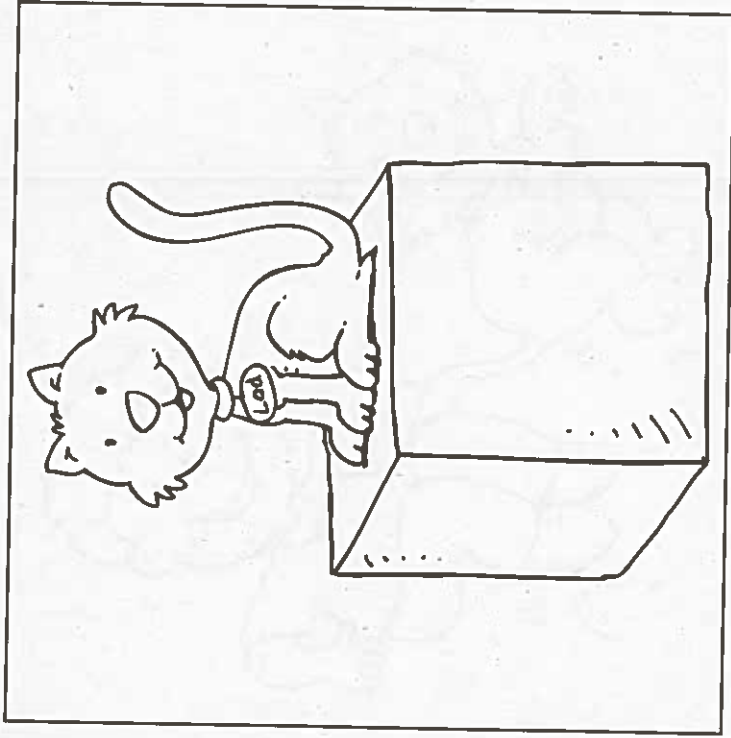
Lad and Me



Lad is my cat.

Lad is little.

Do you like Lad?




Lad can hop on the lid.

I can do that.

We are on the lid.

4

Phonics Story Lad and Me
Target Skill Consonant L/l/




I like Ladd.

Ladd can sit in my lap.

Ladd can sit a lot.

2



Ladd can hop.


Ladd can hop a lot.

I can do that.

3

10

My Family Is a Sign of God's Love



For My Family

Sharing the Story

Family Fun on Friday

Maria had been waiting all week for this night! It was finally here and she was all ready with her little stack of books, as she stood by the front door ready to leave.

"Dad, hurry up. Family Fun Night at church starts pretty soon," Maria called out.

"I'm coming," Dad answered, as he grabbed his keys and led her to the car. "You are very excited, aren't you?" Dad asked.

"Well Dad, it's the best Friday night ever!" Maria answered. "Everyone will be there with their family. It's really cool."

Once inside the church hall, Maria saw lots of families sitting or standing around tables setting up the games and other activities. She spotted Sam and Emma with their mother over by the puzzles.

"Come on, Dad," Maria urged as she pulled him into the busy room. "I want to say 'hi' to Sam and Emma. Then let's find Mrs. Hernandez or Father Tom to see where we should put my books for the other families to read."

After they found a table for her books, Father Tom asked for everyone to say a prayer with him. He began, "Dear God, we thank you for giving us this joyful night with our families. Thank you for these wonderful children who want to play together and share their families with each other. Thank you for showing us your love through the love of families. Amen."

After the prayer, Father Tom looked up, smiled and said, "Okay, let's have some fun!"

Saints and Holy People

Saint Benedict: Feast Day, July 11

Saint Scholastica: Feast Day, February 10

Saints Benedict and Scholastica were twins. As they grew up, people noticed that both Benedict and Scholastica loved each other and God in a very special way. They both helped other people to love God too.

Nurturing Our Children

Children often hold memories of the simple things very dear. When asked about special family memories, teenagers are known to describe such memories as playing charades or table games with their family or singing songs on a road trip. These simple and often spontaneous events build the tapestry of childhood memories that last a lifetime. Sometimes families are too busy to seize the opportunities in their everyday lives that often become special memories.

Living Our Faith Together

Here are three activities to do with your child:

- Young children love to do things side by side with their parents. Invite your child to set the table with you each night—not alone, but with you—even though doing something together may take longer than if you did it yourself.
- Age-appropriate board games are a wonderful way for families to connect. Unlike television viewing, families tend to talk while playing. Shift the focus away from winning for kindergarteners who may have trouble having fun if they are losing.
- Visit www.RCLBenziger.com this week.

Praying as a Family

This week use this prayer as part of your mealtime or bedtime family prayer. Begin with the Sign of the Cross together.

God, our Father, we thank you
for making our family part of your family.
May the love we give one another be
a sign of your love for us.
Amen.

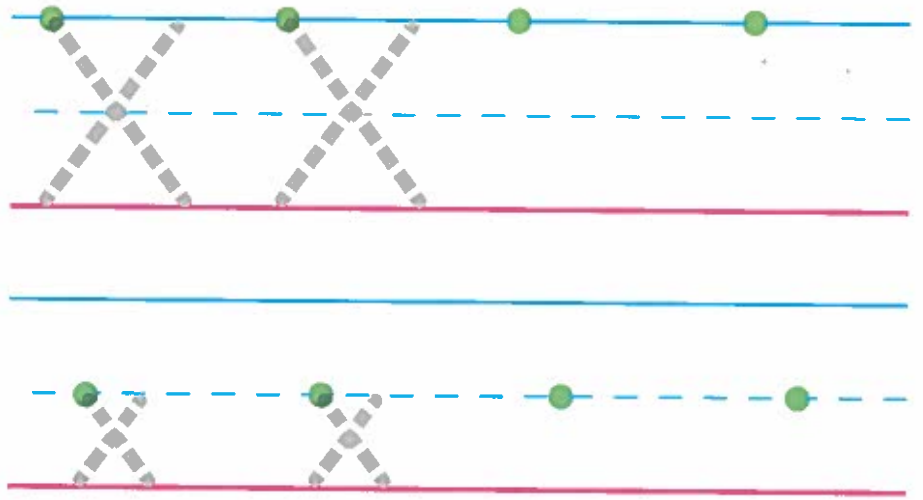
Name _____







Mix it up, Max.



DIRECTIONS: Max ends with /ks/. Say the name of the picture. If the picture name ends with /ks/, draw a line from the picture to Max.

Letter Recognition/
Sound to Symbol



 <hr/> <hr/> <hr/>	 <hr/> <hr/> <hr/>	 <hr/> <hr/> <hr/>
 <hr/> <hr/> <hr/>	 <hr/> <hr/> <hr/>	 <hr/> <hr/> <hr/>



DIRECTIONS: Trace and print the letters X and x. These letters stand for /ks/. Say the name of the picture. Print Xx on the line if the picture name ends with /ks/.

Name _____

Count and Write 11 and 12

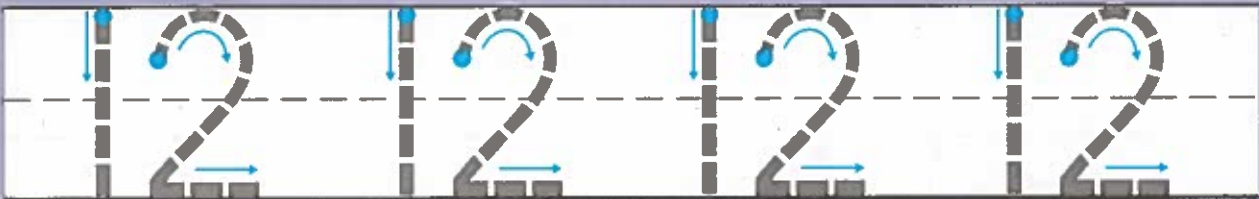

Essential Question How can you count and write 11 and 12 with words and numbers?



Number and Operations in Base Ten—K.NBT.A.1
Also K.CC.A.3, K.CC.B.4b

MATHEMATICAL PRACTICES
MP2, MP7, MP8

Listen and Draw





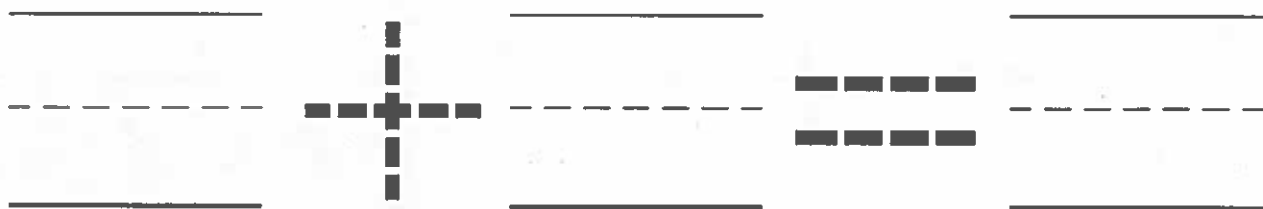
DIRECTIONS Count and tell how many. Trace the numbers and the words.

Share and Show



11
eleven




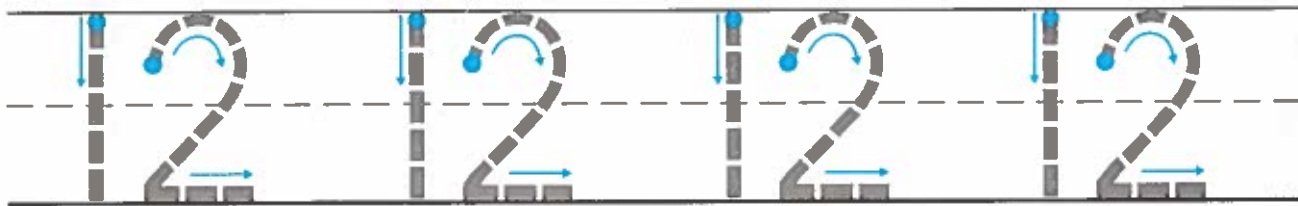


DIRECTIONS 1. Count and tell how many. Trace the numbers. 2. Count and tell how many. Write the number. 3. Look at the ten ones and some more ones in Exercise 2. Complete the addition sentence to match.

Name _____



12
twelve







DIRECTIONS 4. Count and tell how many. Trace the numbers. 5. Count and tell how many. Write the number. 6. Look at the ten ones and some more ones in Exercise 5. Complete the addition sentence to match.

Problem Solving • Applications WRITE
Math

7



11

12

13

8

12



DIRECTIONS 7. Brooke picked a number of flowers. Circle the number of flowers Brooke picked. Draw more flowers to show that number. 8. Draw a set of 12 objects. If you circle 10 of the objects, how many more objects are there? Complete the addition sentence to match.




HOME ACTIVITY • Ask your child to count and write the number for a set of 11 or 12 objects, such as coins or buttons.

Name _____

Count and Write 11 and 12




COMMON CORE STANDARD—K.NBT.A.1
Work with numbers 11–19 to gain foundations for place value.



















DIRECTIONS 1. Count and tell how many. Write the number.
2. Look at the ten ones and some more ones in Exercise 1. Complete the addition sentence to match.
3. Count and tell how many. Write the number.
4. Look at the ten ones and some more ones in Exercise 3. Complete the addition sentence to match.

Lesson Check (K.NBT.A.1)



_____ + _____ = _____

Spiral Review (K.CC.A.3, K.OA.A.5)



_____ - _____ = _____



DIRECTIONS 1. Look at the ten ones and some more ones. Complete the addition sentence to match. 2. Trace and write to show the subtraction sentence for the fish. 3. How many birds are there? Write the number.