

Name \_\_\_\_\_

Date \_\_\_\_\_



## PERIMETER SHEET 2

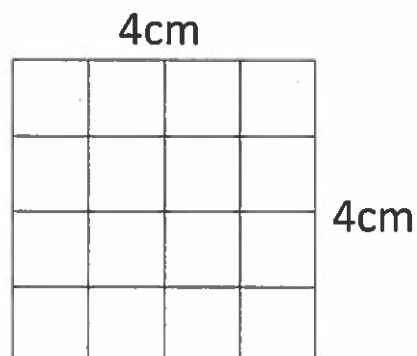
Work out the perimeter of the following rectangles:

1)



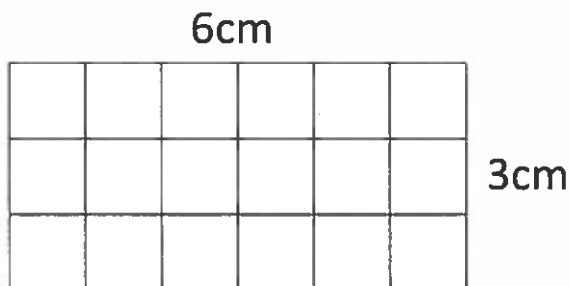
Perimeter = \_\_\_\_\_ cm

2)



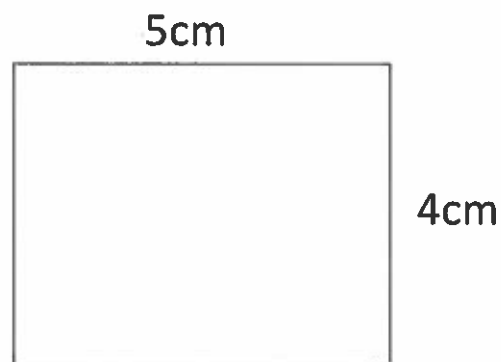
Perimeter = \_\_\_\_\_ cm

3)



Perimeter = \_\_\_\_\_ cm

4)



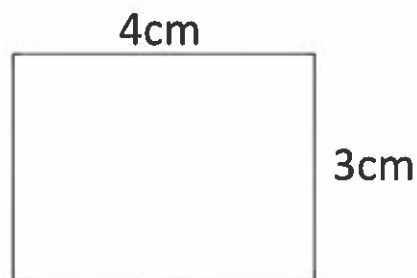
Perimeter = \_\_\_\_\_ cm

5)



Perimeter = \_\_\_\_\_ cm

6)



Perimeter = \_\_\_\_\_ cm

Handy Hint: The formula for the perimeter of a rectangle is:

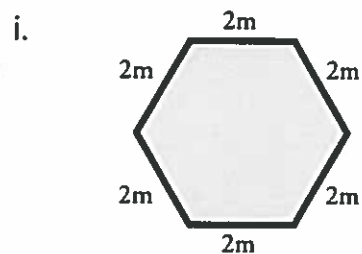
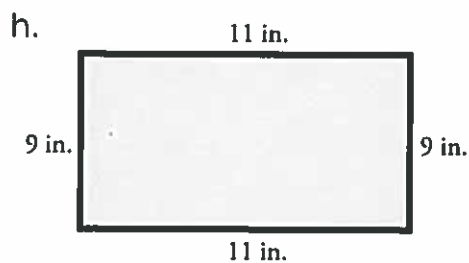
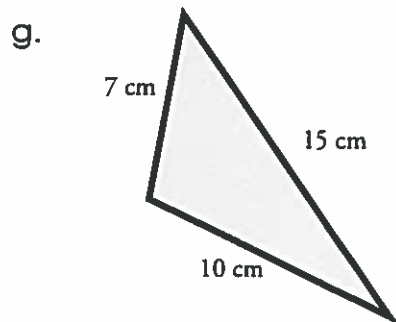
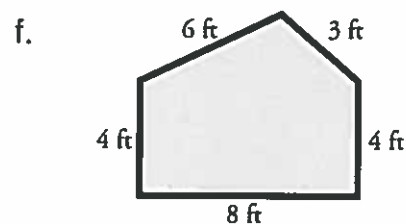
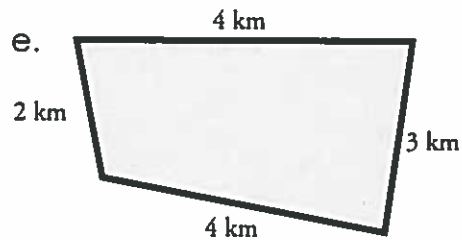
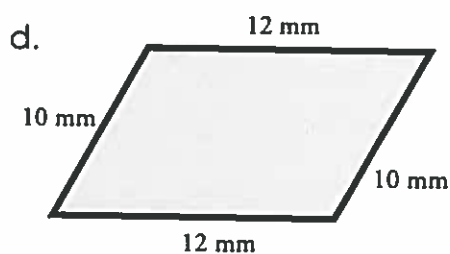
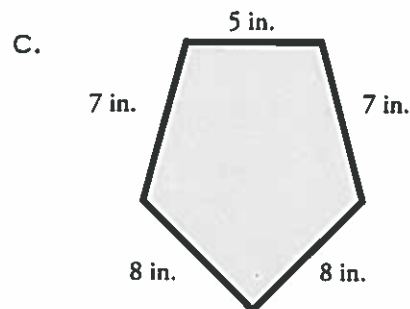
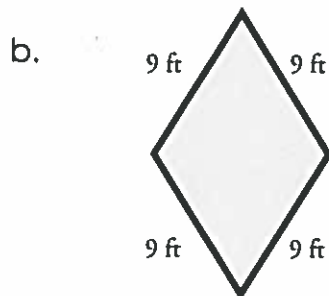
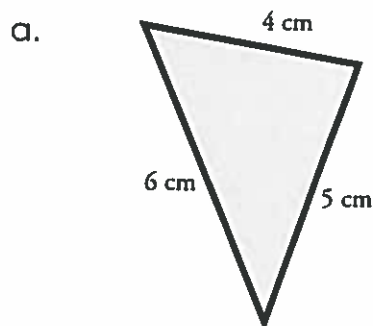
$$2 \times (\text{length} + \text{width})$$



Name: \_\_\_\_\_

## Perimeter of a Polygon

Find the perimeter of each shape by adding the lengths of each side. Be sure to include the units in your answer.



Name: \_\_\_\_\_

Date: \_\_\_\_\_

## "Was" or "Were" To be Verbs Worksheet

"Was" or "Were" are the past tenses of the verb "to be."

**Directions:** Read each sentence below and circle "was" or "were" to complete each sentence correctly.

*Example A: I (was / were) going to tell you, but I forgot.*

*Answer: was*

1. We (was / were) traveling late at night.
2. He (was / were) the most reliable player on the team.
3. She (was / were) jogging around the block.
4. Could you tell that they (was / were) nervous?
5. We (was / were) not afraid of the scary movie.
6. I (was / were) impressed with the big crowd turnout.
7. You could tell that they (was / were) prepared well.
8. They (was / were) walking to the movies after school.
9. Can you tell that they (was / were) frantic?
10. Jason (was / were) wearing his jersey to the big game.
11. Chris and Mark (was / were) going out to eat for dinner.
12. Did you know that he (was / were) coming to the house?

Name: \_\_\_\_\_

Date: \_\_\_\_\_

### Am, Is or Are "To be" Verbs Worksheet

"Am, is and are" are the present tense form of the verb "to be."

**Directions:** Read each sentence below and circle "was" or "were" to complete each sentence correctly.

*Example A: I (am / is / are) walking with my friends.*

*Answer: am*

1. We (am / is / are) not interested in purchasing a new car.
2. She (am / is / are) a very reliable friend.
3. I (am / is / are) astounded by all the help I've been given.
4. We (am / is / are) happy with the results.
5. The man (am / is / are) satisfied with his purchase.
6. The boy (am / is / are) noticeably frightened.
7. Stacey (am / is / are) giving a lot of effort in the class.
8. We (am / is / are) not afraid of the scary movie.
9. The girl (am / is / are) looking for her lost dog.
10. My mother (am / is / are) going to attend the conference.
11. The men (am / is / are) working on the railroad.
12. We (am / is / are) not satisfied with the results.